

# Parent



# Accounts

Arceneaux, Meyer and Skinner



# Preparing Students for Their Future

---

- Canvas is helping take the classroom experience into the 21st century.
- Canvas allows students to access classroom information in a variety of ways - on the devices they use, in the way they are used to.
- Conroe ISD is using Canvas across all grade levels.



# Preparing Students for Their Future

---

Canvas is used at many universities such as...

- Baylor, University of Texas, Rice, Stanford, Harvard, Yale, Colorado State, Carnegie Mellon, and Tulane

Universities tend to use either Canvas or Blackboard, and both function much the same way. In their college years, students will be expected to participate in online discussions, upload assignments, access due dates, etc. in the Canvas platform or one similar. They will be ready!



# W hat Can Parents Do In Canvas?

---

Parents can see...

- what is going on in the course
- the calendar
- announcements
- discussions

\*Parents cannot submit work for the student(s).



# How Do Parents Sign Up for Canvas?

---

- Parents must have a Parent Access Center (PAC) account
- If a parent doesn't have a PAC account, they should:
  - register for one on the Conroe ISD website
  - use the same email address for all children
  - allow 24 hours after registration for the Canvas account to be created
  - contact the school's registrar with any problems during PAC registration



# How Do Parents Login to Canvas?

---

Parents should...

- Go to the CISD Canvas website at:
  - <https://conroeisd.instructure.com>
- Or go to the Conroe ISD website
  - and click on “Parent/Student”
  - and then click on “Canvas” under “Resources for Students”

(see next two slides)

conroeisd.net

Apps ★ Bookmarks ORACION A SAN JUD Ozark Trail 30-Ounce Mossy Oak Breakup I Other bookmarks

Our Schools Calendars Careers Contact Us CISD Intranet Google Custom Search



**CONROE**  
INDEPENDENT  
SCHOOL DISTRICT

**Parents/Students**

**Employees**

**Community**

**MORE**



**RESOURCES FOR PARENTS**

> Enrollment & Transfers

**RESOURCES FOR STUDENTS**

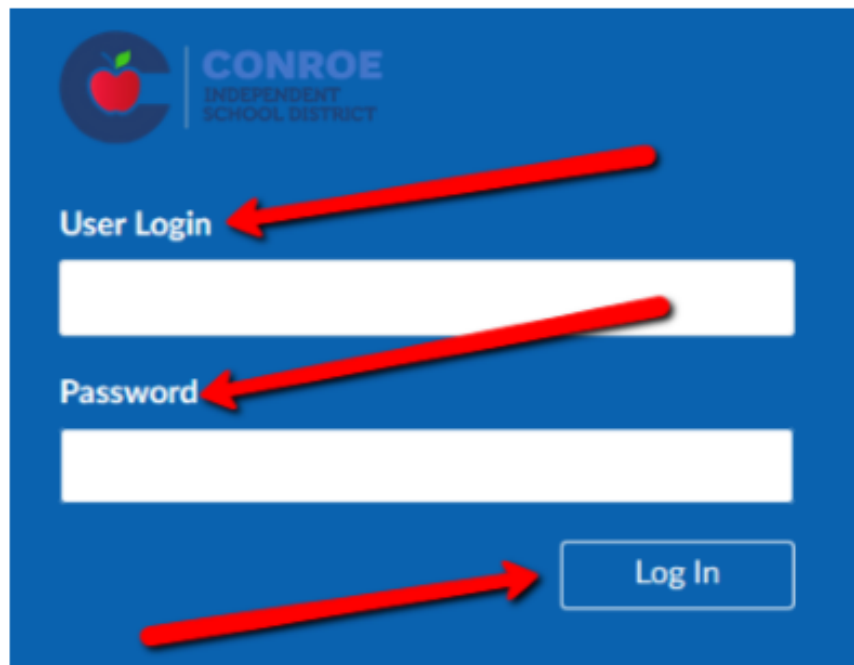
> Canvas

The Canvas login screen will display as seen below. Be sure it has the Conroe ISD logo at the top.

**User Login:** Enter the primary email address that you provided to the school and that you use for logging into Parent Access.

**Password:** Use the same password that you use for your Parent Access Account.

Click on "Log In":



CONROE  
INDEPENDENT  
SCHOOL DISTRICT

User Login

Password

Log In



**Canvas LMS Dashboard**

**Dashboard**

**Account**

**Admin**

**Dashboard**

**Courses**

**Calendar**

**Inbox**

**My Animals Class**  
ANIMALS 101

**To Do**


- Grade Watch Power Point  
My Animals Class  
10 points • Jul 22, 2015 at 3pm
- Grade Turnitin Practice  
turnitin-yaya  
100 points • Aug 18, 2015 at 11:59pm
- Grade test speedgrader  
turnitin-yaya  
100 points • Aug 25, 2015 at 11:59pm
- Grade Demo for Spelling  
turnitin-yaya  
100 points • May 31 at 11:59pm
- Grade Testing Doc Scan  
Journey With Canvas - Yes you can use Canvas  
100 points • Aug 2 at 11:59pm
- Turn in File Assignment  
Journey with Canvas - Speedgrader  
100 points • Aug 1 at 11:59pm
- Turn in Rubric  
Journey with Canvas - Speedgrader  
100 points • Aug 2 at 11:59pm


Your account should open on your “dashboard” where you should see all of your child’s current classes. Click on the class you wish to see.


If you don’t see a class, you can click on “COURSES” and then “ALL COURSES” to see a full list.


← → ↻ Secure | https://conroeisd.instructure.com/?login


# Courses




 Account

 Dashboard

 Courses

 Calendar



L.A. 8 PreAP B-Meyer-SEM2  
17-18 SEM2

McC Faculty

McCullough Technology

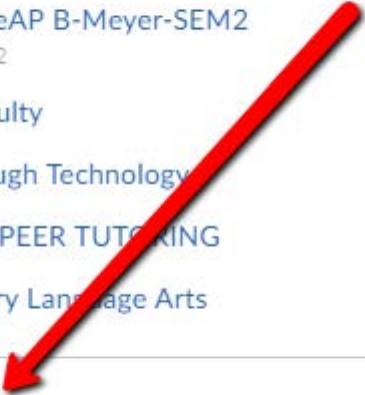
SPARKS PEER TUTORING


Secondary Language Arts


---


All Courses


Welcome to your courses! To customize the list of courses, click on the "All Courses" link





 Courses


 Calendar























 Inbox

 Arc


 Commons

 Gauge

 Help

-   CUSD Leadership Lesson Plans 2015
-   Connects Academy 2017
-   Copy of Bozman Technology
-   Donna Meyer's Master Course
-   GAFE in Canvas
-   Getting
-   Girls B
-   Journ
-   L.A. 8 B-Hill-SEM2
-   L.A. 8 PreAP B-Meyer-SEM2
-   L.A. 8 PreAP B-Villa-SEM2

By clicking the star off, you remove the course from your dashboard; by clicking it on, you add the class to your dashboard.





# How Do Parents Use Notifications?

---

- Parents can set up to receive email and/or text notifications from Canvas.
- Notifications can be set up for many course activities, however - we recommend parents only select:  
**CALENDAR** and **ANNOUNCEMENTS**.
  - Setting up to receive notices about discussion posts or assignment submissions will notify parents every time any student in the class posts or submits.



# How Do Parents Use Notifications?

---

- **Announcements** are used by teachers in place of Remind 101 to send reminders to students.
- The **Canvas Calendar** is used in place of a planner and will show homework, quiz and test information.
- The step-by-step directions for setting up notifications will be available on the McCullough website.



# Changing With the Times

---

- Planners are no longer the sole means of tracking and organizing tasks.
- We want to give our students the **flexibility** to use the method that works best for them.
- The **Canvas Calendar** will show all the courses for all of your children in the district.
  - Great because you can see everything at a glance.
  - Challenging because it becomes too cluttered.

Today



July 2018

Week

Month

Agenda

Sch

SUN

MON

TUE

WED

THU

FRI

1

2

3

4

7

- Art III
- Athletics
- Language Arts
- Pre-Algebra
- Science
- Spanish I
- U.S. History

Next year at McCullough you will see your child's list of courses on each day of the calendar. You will simply click on the course name to get the information about homework, quizzes, or tests, etc.

8

9

10

11

12

13

14

26	27	28	1	2	3
2-26	2-27	2-28	3-1	3-2	
Art history panel due-Fauvism	Poetry Unit: Day 2	February Book Orders Due	Poetry Unit: Day 3	Day 1: Frankenstein / Mary Shelley	
Library-bring read to feed/Olympic Reading	PreCalculus Homework	Poetry Unit: Day 3	PreCalculus Homework	LA:Unit 10 Voc. Due p.126-135	
Poetry Unit: Day 2	PreCalculus Quiz	PreCalculus Homework	Science 3/1 Green (Science 8 B G2A)	PreCalculus Quiz	
PreCalculus Homework	Science 2/27 Green & 2/28 Red (Science 8 B G2A)	Ratios Test Review Part 1	12:00a KAHOOT / Sun Earth Moon		
PreCalculus Quiz	SURF Log Week 5-daily	Reflections Homework 1	District Writing Prompts	PreCalculus Review	
Unit 10 Word Map-daily	Translations Homework 2		Reflections Homework 2	Read to Feed/Olympic Reading Challenge-	

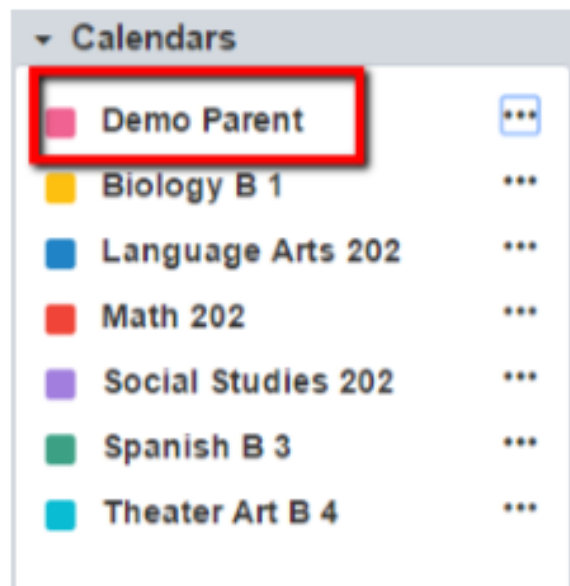
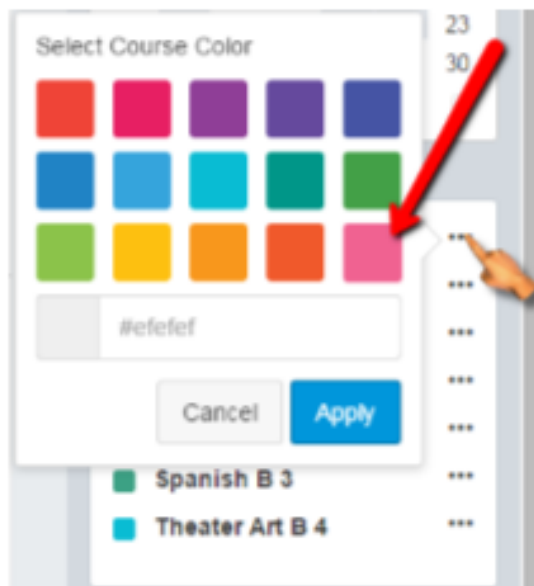
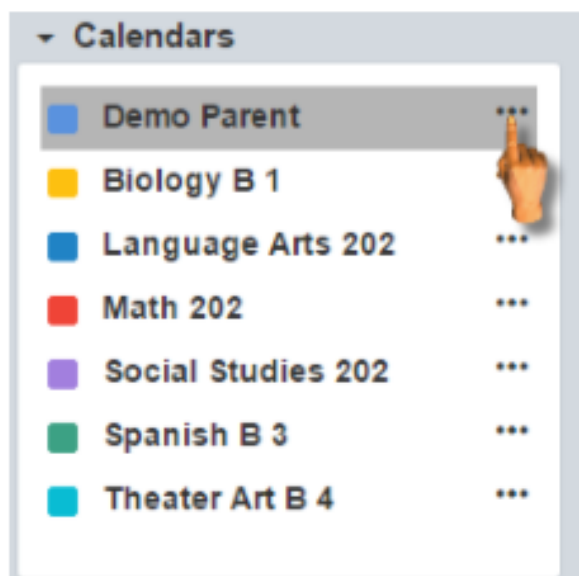
CALENDARS

- English 8 Powers-SEM2
- Girls BBall 8 B-Mcguire-SEM2
- L.A. 8 B-Hill-SEM2
- Language Arts-Clifford-YEAR
- Math-Lindsay-YEAR
- Math-McDougal-YEAR
- Music-Ramos-YEAR
- PE-Anderson-YEAR
- Pre-Algebra 8 B-Marksberry-SEM2
- PreCalculus 8 B-Plant-SEM2

UNDATED

Calendar Feed

When you open the calendar you will see all courses for all children you have in CISD. It can quickly become cluttered and confusing. You can select only the classes you wish to see by clicking on the colored box next to the course name to turn it "on" and "off." If you have multiple children in the district, setting the color of the box to all one color for each child's classes may help. Do so by clicking on the three dots next to the course name. (see next slide)



You can customize the color for each course by clicking on the three dots next to the course name. This can be done in Calendar view or from the Dashboard.

Just select the color from the color choices, then click "Apply".



SUN	MON	TUE	WED	THU	FRI	SAT
25	26 Library-bring read to feed/Olympic Reading Unit 10 Word Map-daily Translations Homework 1	27 SURF Log Week 5-daily Translations Homework 2	28 February Book Orders Due Reflections Homework 1	1 District Writing Prompts Reflections Homework 2	2 LA:Unit 10 Voc. Due p.126-135 Read to Feed/Olympic Reading Challenge-Library Rotations Homework 1	3

< March 2018 >

25	26	27	28	1	2	3
4	5	6	7	8	9	10
11	12	13	14	15	16	17
18	19	20	21	22	23	24
25	26	27	28	29	30	31


- ▼ CALENDARS
- Girls BBall 8 B-Mcguire-SEM2
  - L.A. 8 B-Hill-SEM2
  - Language Arts-Clifford-YEAR
  - Math-Lindsay-YEAR
  - Math-McDougal-YEAR
  - Music-Ramos-YEAR
  - PE-Anderson-YEAR
  - Pre-Algebra 8 B-Marksberry-SEM2
  - Precalculus B-Blount-SEM2

By choosing only one or two courses (or only the courses for one child) to see at a time, the calendar becomes much easier to read.

You can also give a “nickname” to the course by clicking on the three dots next to the course name on your Dashboard (list of classes on the first screen when you log in). See next slide.




# Dashboard



Advertising-Sokaloski-SEM2

Advertising  
17-18 SEM2



Algebra II PreAP B-  
Algebra II PreAP  
17-18 SEM2



Nickname



Algebra II PreAP B-†



#177B63

Cancel

Apply



## If your child is absent...

- Daily Agenda (classwork) information may be found:
  - On the Canvas Calendar
  - Or on the teacher's Canvas Homepage

Daily Agenda

Homework

Due Dates

Links



# Apps for IOS and Android Devices

---

- Android: Search apps for Canvas by Instructure
- IOS: Search apps for Canvas Student
- **DO NOT INSTALL the Canvas Parent App - login is STILL parent login**
- The Android App works fairly well.
- The IOS App is glitchy and will not allow you to view in landscape mode or zoom on images, therefore it can be difficult to see and use.
- We recommend students and parents access Canvas via Safari or other web browser on IOS devices.



# Textbook Links

Teachers should all have the online TEXTBOOK for their course (if one is available) linked on their homepage.

**You must have FLASH installed on your computer to view online textbooks.**

Some links will be set up as buttons.

Online Textbooks - same login as Canvas

McC Cheating Policy

[Spring 2018 Final Exam Schedule](#) 

[Online Textbook](#) 

[McC Cheating Policy.pdf](#) 

Some links will be set up as text.



# Using the Refresh Button

When teachers update their Canvas pages, the update happens in real time. However, parents and students may need to **REFRESH** their page in order to see any changes.



Dashbc





# Getting Help

Parents and students should contact teachers using their Conroe ISD email with any questions, problems or concerns in Canvas. **Please DO NOT USE the Canvas HELP feature for a problem**, as it just delays getting help by sending your issue to district office, who then forwards it to the teacher.

Use the HELP feature to access [guides](#) or the [Conroe ISD Parent Handout](#).



Account



Dashb



Cour



Caler



Inb



As



Gauge

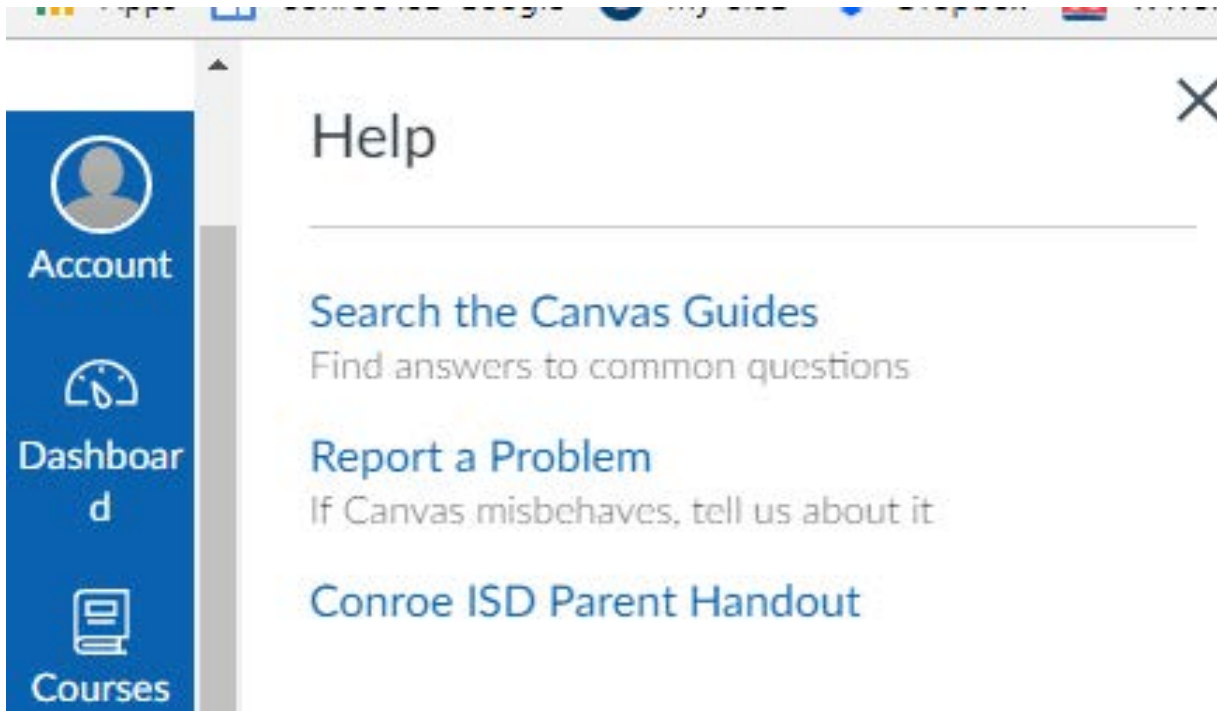


Help

**Canvas HELP has guides for students and parents.**



# Getting Help

A screenshot of the Canvas user interface showing the 'Help' menu. The menu is open, displaying several options. On the left, a blue sidebar contains icons and labels for 'Account', 'Dashboard', and 'Courses'. The 'Help' menu itself has a close button (an 'X') in the top right corner. Below the 'Help' title, there are three main options: 'Search the Canvas Guides' with a subtext 'Find answers to common questions', 'Report a Problem' with a subtext 'If Canvas misbehaves, tell us about it', and 'Conroe ISD Parent Handout'.

Help ✕

---

[Search the Canvas Guides](#)  
Find answers to common questions

[Report a Problem](#)  
If Canvas misbehaves, tell us about it

[Conroe ISD Parent Handout](#)



Account



Dashboard



Courses





# Do Not Use Canvas Inbox/Email

**Please do not contact teachers using the “inbox” or the in-Canvas mail feature.**

Teachers do not access Canvas email as our district uses Outlook.

All teachers have their email addresses listed on their homepage in Canvas and the email addresses can be found on the McCullough website as well. Teacher emails end in @conroeisd.net.



DO NOT USE INBOX



Courses



Calendar



Inbox



Arc



Gauge



Help



## Pop-Up Blocker Problems

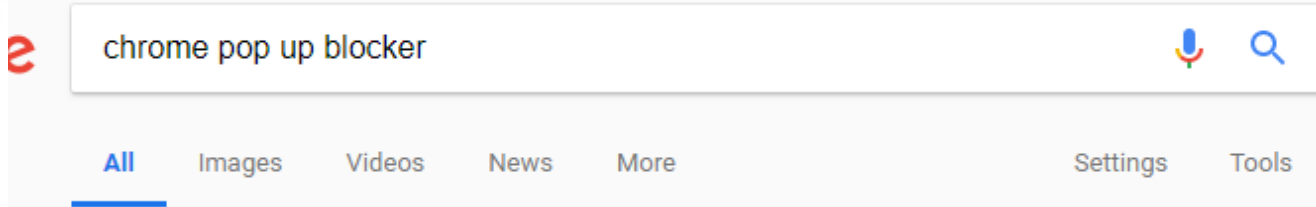
---

Most issues with accessing or downloading a handout or link in Canvas happen because the home computer has **“pop ups”** blocked. Please ensure you turn off your pop-up blocker on your computer when using Canvas.

You can do a simple Google search to get help for your home computer system in order to do so.



# Pop-Up Blocker Problems



About 479,000 results (0.41 seconds)

**To manually allow pop-ups from a site, follow the steps below:**

1. Click the Chrome menu on the browser toolbar.
2. Select Settings.
3. Click Show advanced settings.
4. in the "Privacy" section, click the Content settings button.
5. In the "Pop-ups" section, click Manage exceptions.





# Student Access In School

---

**Students have access to computers** (in the library) and/or are allowed to use their mobile devices (in the cafeteria) at several designated times throughout the school day:

- Before school
- During Lunch
- During Advisory
- After School

Additionally students can always get help from SPARK Peer Tutors during advisory to access and use Canvas.



## Still Have Questions?

---

- Email your child's teacher
- Ensure your child takes good notes in class
- Access guides in Canvas Help
- Google Search is your friend
- This presentation will be emailed and will be available on McCullough website

Our # 1 goal is to ensure your child's success, and to make it as easy as possible for you to help them along the way.